


imagination playground big blocks™

Imagination Playground Big Blocks™ are a set of large, foam pieces that provide children the opportunity to engage in open-ended, free play. The set of Imagination Playground Big Blocks consists of 15 different shapes, and are available in a vibrant shade of blue. Imagination Playground is made out of waterproof foam, the blocks are resistant to mold, mildew, corrosion, and microorganisms. Introducing breakthrough technologies, these highly durable parts can be recycled if desired; please contact Imagination Playground for more details.

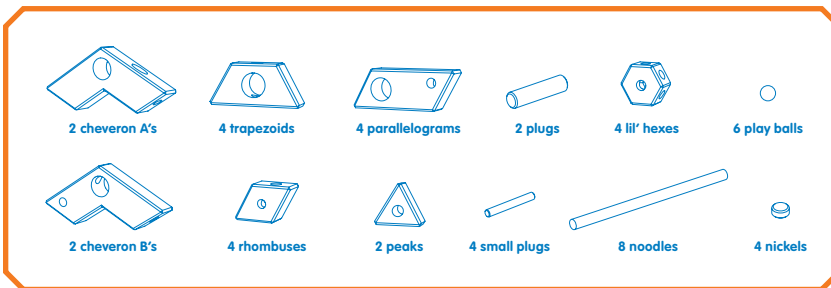


For more information, please visit www.imaginationplayground.com

recommended age group:	2 years and up
minimum play area:	225 sq. ft.
overall dimensions:	Approximately 12' 4" L x 2' 3" D x 3' H (as displayed in rendering)
weight:	Approximately 250 lbs. (total set)
site condition:	For use in indoor or outdoor settings. Adult supervision required at all times; 20 - 25 children to play at one time or 4 - 5 blocks per child.
set includes:	75 Recyclable blue foam Imagination Playground Big Blocks 15 Noodles 15 Play balls
training + orientation:	1 User's manual Online Play Associates training session
contact:	By phone: 1.678.604.7466 By email: contactus@imaginationplayground.org

big block angles add-on set

Imagination Playground Big Block Angles Add-On Set is a kit of parts complimentary to the Imagination Playground Big Blocks. It is suitable for use in a variety of indoor and outdoor sites. The Angles Set introduces more advanced geometric concepts like polygons and concave shapes. Wider range in scale and angular shapes gives children more variety and the ability to construct more mechanical connections. The Angles ups the ante in complexity as the children construct and play. These shapes prompt children to consider balance, asymmetry, positive and negative space, and to think ahead as they build. The new shapes also prompt more nuanced thinking with more small-scale parts that allow for props, accents, furniture, and object-scale inventions. Lightweight durable Wheeled Bags or Carts are sold separately.



For more information, please visit www.imaginationplayground.com

recommended age group:	2 years and up
minimum play area:	275 sq. ft. (Add-On Set plus Imagination Playground Big Block Set)
weight:	Approximately 100 lbs. (without storage)
site condition:	For use in indoor or outdoor settings. Adult supervision required at all times; 8 – 10 additional children when playing with the Big Block Set. Not recommended for storage in extreme outdoor weather conditions such as heavy rain, snow, and freezing temperatures.

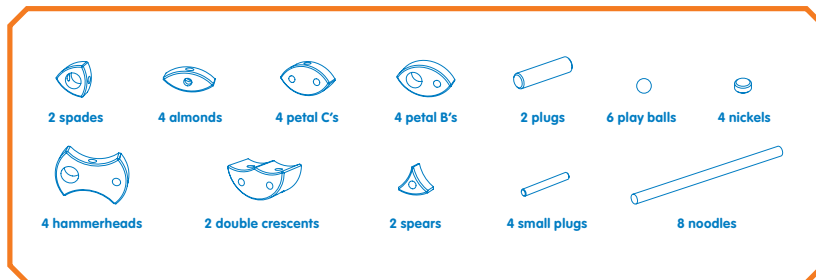
set includes:	32 Recyclable blue foam Imagination Playground Angles Add-On Blocks in 10 different shapes
	8 Noodles
	6 Play balls

contact:	By phone: 1.678.604.7466
	By email: contactus@imaginationplayground.org

storage options sold separately:	The lightweight bags are made of tough, rubberized canvas, and are suitable for supervised sites, such as community centers, child care and school settings. Because of the two wheels on one side, each bag can easily be moved by one person. Two wheeled bags are needed for the Angles Set. The Cart units can be wheeled through a standard-sized door. A fitted cover for the cart is available for purchase separately.
---	--

big block curves add-on set

Imagination Playground Big Block Curves Add-On Set is a kit of parts complimentary to the Imagination Playground Big Blocks. It is suitable for use in a variety of indoor and outdoor sites. The Curves Set offers curvilinear shapes that add an element of whimsy, and allow children more opportunities for self-expression. These complex biomorphic forms give children much greater range for figuration, finer details and advanced structures. The Curves boost the complexity of the children's inventions: children make moving parts, structures based on connectors, and irregular compositions that require consideration of balance. The children are able to make more elaborate characters, as well as props and accessories to fuel their dramatic play. The curved, ergonomic contours also invite more sensory and body interaction with the parts, so children can rock, ride-on and hug them. Lightweight durable Wheeled Bags or Carts are sold separately.



For more information, please visit www.imaginationplayground.com

recommended age group: 2 years and up
minimum play area: 275 sq. ft. (Add-On Set plus Imagination Playground Big Block Set)
weight: Approximately 100 lbs. (without storage)
site condition: For use in indoor or outdoor settings. Adult supervision required at all times; 8 – 10 additional children when playing with the Big Block Set. Not recommended for storage in extreme outdoor weather conditions such as heavy rain, snow, and freezing temperatures.

set includes:

- 32 Recyclable blue foam Imagination Playground Curves Add-On Blocks in 10 different shapes
- 8 Noodles
- 6 Play balls

contact: By phone: 1.678.604.7466
 By email: contactus@imaginationplayground.org

storage options sold separately:

The lightweight bags are made of tough, rubberized canvas, and are suitable for supervised sites, such as community centers, child care and school settings. Because of the two wheels on one side, each bag can easily be moved by one person. Two wheeled bags are needed for the Curves Set. The Cart units can be wheeled through a standard-sized door. A fitted cover for the cart is available for purchase separately.